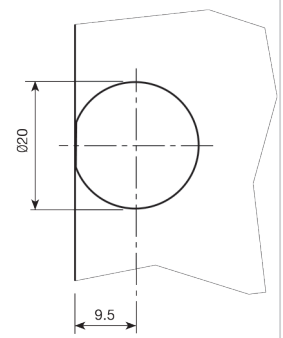


1 CLOCK ENSAMBLAJES PARA BALDAS

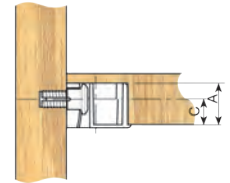
■ Ensamblajes CLOCK Ø20

- CLOCK-1: El sistema de montaje y desmontaje es muy sencillo, ya que actúa por presión.
- CLOCK-2: Mediante el giro de la leva se bloquea el tornillo y la balda queda fijada al costado.
- CLOCK-3: Al girar la leva, la lengüeta aprieta el tornillo y fija la balda.
- CLOCK-5: Actúa por presión y dispone de un embellecedor metálico.
- CLOCK-6: Al girar el tornillo expande el tetón y atrae el tablero.



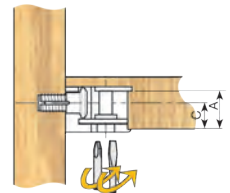
Casquillo Ø20mm. CLOCK-1.

C (mm.)	A(mm.)	Blanco RAL 9003	Marrón RAL 8016	Negro RAL 9005	Roble RAL 1002	
2	7	913.002.005	913.002.016	913.002.020	913.002.193	2.000
8	13	913.008.003	913.008.014	913.008.025	913.008.191	
9	14	913.009.005	913.009.016	913.009.020	913.009.193	
10	15	913.010.000	913.010.011	913.010.022	913.010.195	
12.5	17.5	913.012.004	913.012.015	913.012.026	913.012.192	
15.5	20,5	913.015.003	913.015.014	913.015.025	913.015.191	



Casquillo Ø20mm. CLOCK-2.

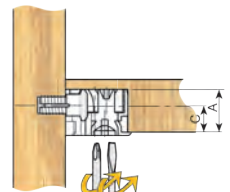
C (mm.)	A(mm.)	Blanco RAL 9003	Marrón RAL 8016	Negro RAL 9005	Roble RAL 1002	
8	13	913.108.000	913.108.011	913.108.022	913.108.195	2.000
9	14	913.109.002	913.109.013	913.109.024	913.109.190	
10	15	913.110.004	913.110.015	913.110.026	913.110.192	



Pozidriv PZ-3
Plano 6.5 X 1.2

Casquillo Ø20mm. CLOCK-3.

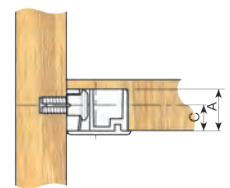
C (mm.)	A (mm.)	Cincado negro	Niquelado	
8	13	913.208.041	913.208.063	500
9	14	913.209.043	913.209.065	
10	15	913.210.045	913.210.060	
12,5	17,5	913.212.042	913.212.064	
15,5	20,5	913.215.041	913.215.063	



Pozidriv PZ-3
Plano 6.5 X 1.2


Casquillo Ø20mm. CLOCK-5.

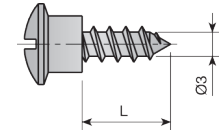
C (mm.)	A (mm.)	Niquelado	
8	13	913.408.064	2.000
9	14	913.409.066	
10	15	913.410.061	
12,5	17,5	913.412.065	
15,5	20,5	913.415.064	



■ Tornillos

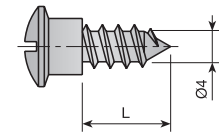
Enganche tornillo r/madera para Ø3mm.

L (mm.)	Cincado	
9	923.309.030	
11	923.311.034	500 6 5.000
14	923.314.033	




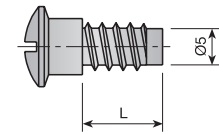
Enganche tornillo r/madera para Ø4mm.

L (mm.)	Cincado	
9	923.409.034	
11	923.411.031	500 6 5.000
14	923.414.030	




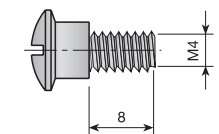
Enganche tornillo r/madera para Ø5mm.

L (mm.)	Cincado	
7,5	923.507.034	
10	923.510.033	500 6 5.000
13	923.513.032	




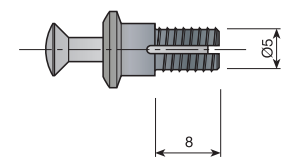
Enganche tornillo M4.

Cincado	923.708.030	500 6 5.000	




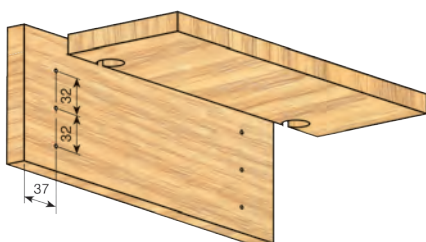
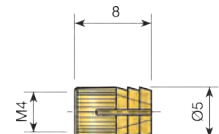
Enganche tornillo de expansión.

Negro RAL 9005	Ø5mm.	922.905.023	500 6 5.000	



Tuerca expansible de latón M4.

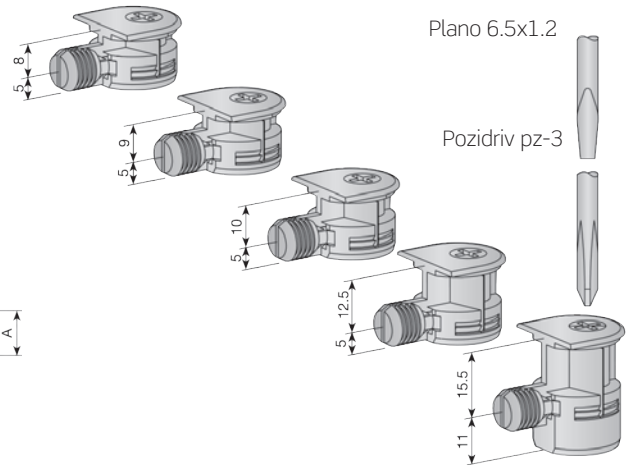
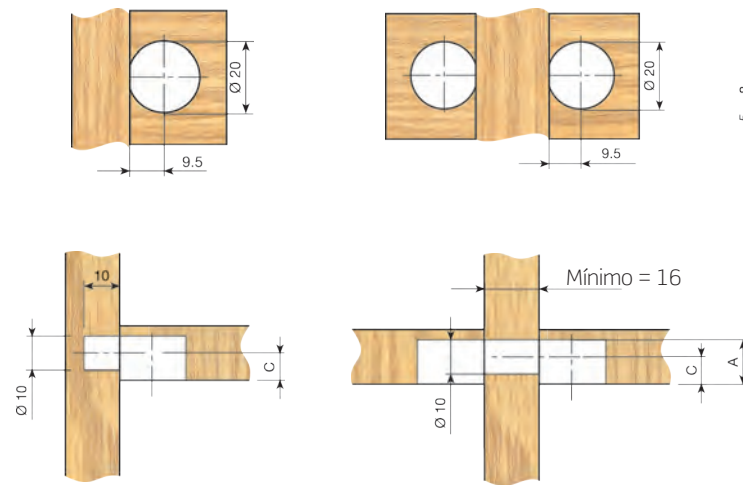
Natural	944.805.105	2.000 6 10.000	



■ Ensamblajes CLOCK-6 Ø20

Casquillo Ø20mm CLOCK-6 corto.

C (mm.)	A (mm.)	Niquelado	
8	13	526.108.063	
9	14	526.109.065	
10	15	526.110.060	500
12.5	17.5	526.112.064	
15.5	26.5	526.115.063	



Casquillo Ø20mm CLOCK-6 largo.

C (mm.)	A (mm.)	Niquelado	
8	13	526.008.066	
9	14	526.009.061	
10	15	526.010.063	500
12.5	17.5	526.012.060	
15.5	26.5	526.015.066	

